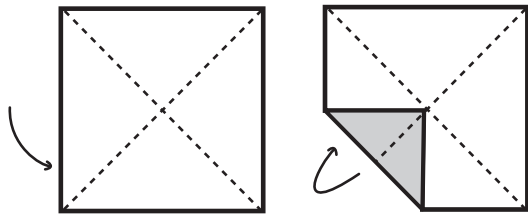
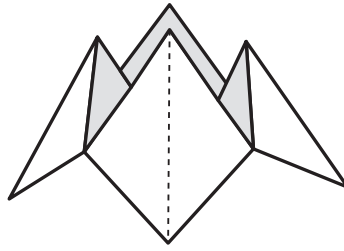
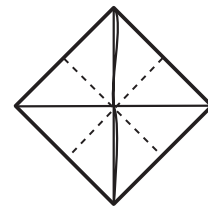


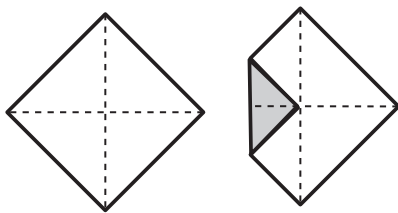
Paper fortune teller



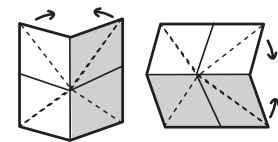
1 Fold the four tips of the square towards the centre. You may find it easier to fold the diagonals first and thus find the centre.



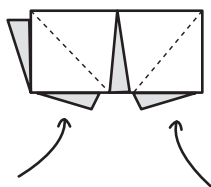
2 Now your piece of paper should be like this.



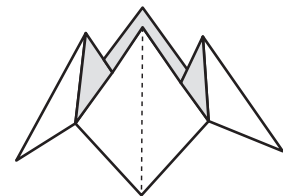
3 Flip the paper over and once again fold the tips to meet the centre point.



4 Flip paper over and fold as shown.



5 Put your thumb and index fingers in the four pockets.



6 The Paper fortune teller is ready!